

DESIGN REQUIREMENTS AND THE OLDER ADULT

Avril Thomson¹, Bruce Carse² and Ben Stansfield²

¹Lecturer, DMEM (Design, Manufacture and Engineering Management), University of Strathclyde

²Bioengineering Unit, University of Strathclyde

ABSTRACT

! " " # \$

Keywords: older adults, Inclusive Design, consumer packaging, biomechanics, design requirements

1 INTRODUCTION

%

& "

- o (
- o
- o (

. *)+, %%+, /)* +, -

! ! , ! !

2 BACKGROUND

) O1 2

3 # (\$! " !

" * ! 4 4 ! O" 1

! \$ 5 !
" ! 3 8
Ø1 ! " * 7 ! " 01
" 9 " ! " !
) !! % 4 Q1 # O1 \$ & (+ <
" = " "
! 4 "
!
+
, ! " " " Ø1 3 "
! 4 Ø1' - "
/ "
+ " ! 4 ! Ø1 ! "
2 "
! ! ! " " 4 "
! ! ! " " " "
" =1
" !
- (\$/ ! 3 ! " " O "
" 7 ! 8 ! (\$ O "
1 @ " O 1
"

3 METHODOLOGY

- Package openability survey (complete) 2
! 4 4 ' ; =??=
" ! " ! "
" (" (A
" (" "
- Study of practicing designers (complete) 2

! ! \$

- **Observational video study (complete) B**
 # * (\$) 4 ;=?=
 7 ! 8 !
) 4 "

! ! " "
 ! " "
 4 \$ (# @ \$

- **Biomechanical testing (to be completed/') 4**
 ! !

@ "EF/ C 3 ! -C D) "
 / ! -4 / - G G C
 % .

- **Integration in the Design Process (to be completed/:**

) 6 !) :

4 PACKAGE OPENABILITY SURVEY

4.1 Method

4 > " :
 9,=? " ? >=H 4 : "
 >-)(I > :/ -)(I > / J : "
 >-)(I =>6/ >-)(I > / 9: :

E 4 2 ! " 9 "
 K) 2 " " "

4.2 Questionnaire Description

4 ! = 2 2
 " "
 4 " 9 " #
 \$ " ! " (\$! " "
 + ! ! " !

" ! " 4 (\$
! " 6
\$! " 6
5 G G ! -HI /
" 2 -HI &
/ L -HI /
6 (-HI < / -HI M /
: * ! -HI M /
; J ! -HI M /
. I " 16" I:/" 5! - I " I "
J # ! \$ 5!
! ! " I " I "@FI " 16" I:/
;- / >=- /
\$
=- / 6 - " / J " 5!
(" 2
9 " 2 "D 23 2
N=

4.3 Results

? 4 J "
! "
- N= / " ! ? 4 " ?
- N= / "

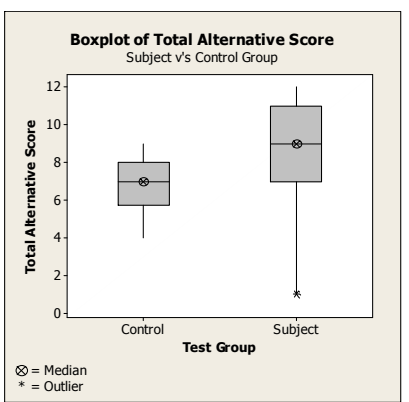
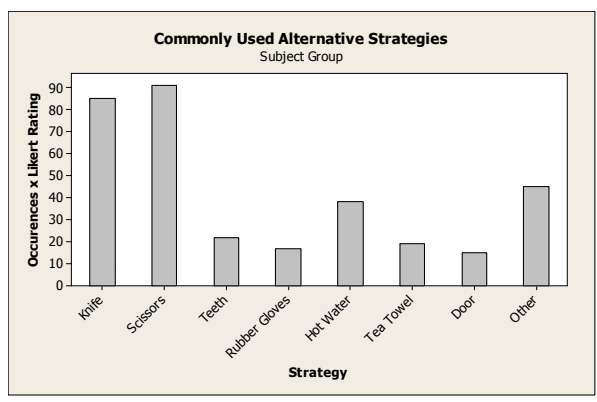
' (G * ! " # \$

Packaging Type	Gender		Reported Hand Problems	
	Male D -)(/	Female D -)(/	'Yes' D -)(/	'No' D -)(/
+ ! (O	6 = -=>:/ ^P	; -=?>/ 6 ; -=?/Q	:> - =/	? : - >/
% %	? -=?/ ^P	: - =?/ 6 -=>:/Q	; -=>6/	? - /Q
) (! %	:6 - / ^P	? - / ? -=?=Q	= -=? /	; -=> /Q
6 , +, D	:=- / ^P	-=>>/ 6 =- =/Q	6 ; -=?;/	>? - = 6/Q
: J) %	6; - =6/ ^P	> - ?/ :=-=?;/	- = :/	; - = ;/
;) ! 3	- = ?/ ^P	-=>= 6 - = ?/	; -=?>/	? - =/
+ *	; - ;/	- / : - ?/	? : - =/	; - =/
> (! ,	: - =>/	;? - / ; -=?=Q	- = ;/	6 -=?=Q

?	%	* !	- =>/	= -=?;/	- /	- = /	? : -=? / Q
=		J	=> -=> /	>=-=>/	; - = :/	>? -=?6/	- =/
	,		=, -=>/	=- =/	=? - = ?/	6 -=?6/	: ; -=? /
	D ! %		? -=? /	6=-=> /	; -=? /	>? - :/	-=?6/ Q
) *		>; - = /	-=?:/	-=?6/	-=> /	===?6/
6	<		>6 -=>?/	; -=? /	==->:/	-=?:/	: -=>6/
:	(*		: - = / ^R	; 6 -=? /	> - = :?/	> -=?>/	? ; -=> /
;	D		6 - = :/ ^R	-=>:/	; - = ;?/	? 6 - = ; 6/	: ; - = >/

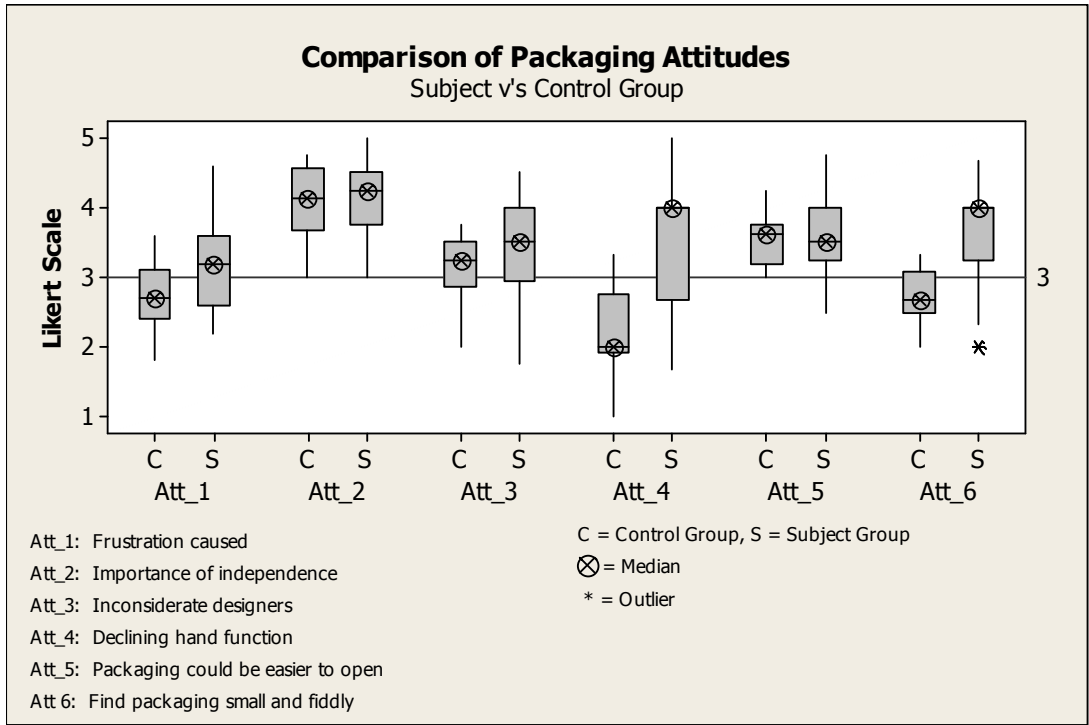
Q) (JJ , E5 2 - N= = /
P) .) . + 2 - N= = /
R) - N= = /

! " !
4 5!
" ! % ! "
J 3 ! " ! 4
-)(I ; ?/ " 6: -)(I ? / : 6>
- N= = /" 4
! 4 " ! :
! 4 !
! " 4 - N= = /"
!



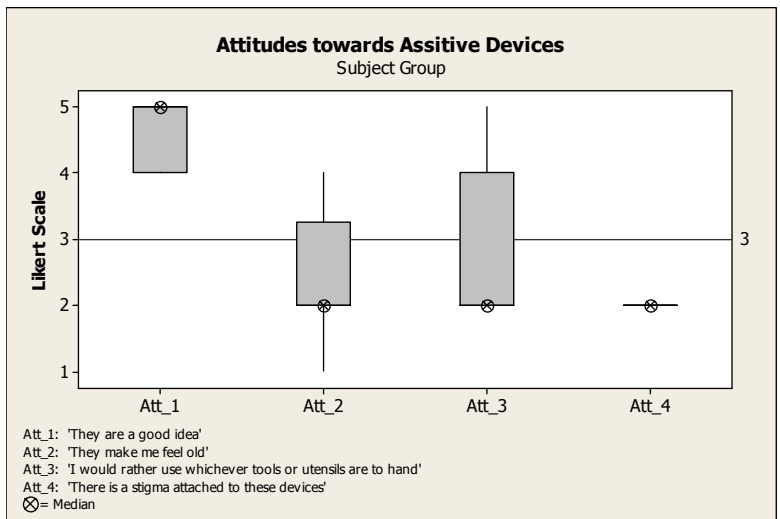
J ') J ')

4
 - 4 /
 "6 ; - N=9 N=9 N=9 / 4
 - N=9 N=9 N=9 / 4 "



J ' * !

+ " ! "



- I = >/ \$ 4

4
 " !
 7 !
 8 - N=9 / 3
 4
 4
 "

J ' (

7

" 6 8 - N= / 3 G
"
- N= /
" - S= /"
"

4.4. Discussion of Packaging Openability Survey

"
!"
" !
! 3 4 " " ! 01
-, +, /
!"
9 ' " O61 K ' O:1 "
" 4 - N= / " ! !
\$ # \$
!" "
" / " ! ! -
" ! ! !
! " " ! 01'
3 " # \$
" " ! " O ! "
@ ! ! ! "
" ! "
4 ' !
T !
T !
T !
T !

T ! # \$
 J !) " ! ! 4
 ! \$ J " ! "
 (\$ " ! "
 ! 2 4 " (\$! (\$"
 4 " ! (\$"
 " " " "
 7 \$ (B " 8 " "
 " (\$ " ! (\$/
 ! - ! " ! (\$
 @ 4 3 4 " " ("
 (\$" ! ! " " "
 " " " !
 " 4 4 " !
 " 4 " ! O"; 1 @
 " ! "
 K " ! J

O; 1'

5 OBSERVATIONAL VIDEO STUDY AND STUDY OF PRACTICING DESIGNERS

5.1 Observational Video Study – Background and Method

(7 6= 8 4 !) ' !


- O - "66= /
-) ! - 2 " : = /
-) ! - 2 " = /
- -& U "6= /

• , + D %
 • % - (" := /
) 4
 =2 : ; =2 = " =2 >= " 4
 ! " 4 " ! !
) 4 " (J 6 ! ! !



J 65 @ C)

, !
 # \$J :



J : C , , \$

5.2 Observational Video Study – Findings

@ ! C) 4 !
 4 - 4 @ > @ 4 ! / ?
 4 @ > 4 @ ? " ?

4

- = " 4 / 4

/ ! - I == ;/ -<@

		+ K& - I ≠	5. J - I /
@ @ * +)))			
	+ 3	E (J
	+ .	C	V?≠WJ
	+)	J +	+
	5 3	+ . (+ . (
	5 .	< C	V?≠WJ
	5)		J
D @ @ @ @ @	+ 3	+ (.
	+ .	J	.
	+)		.
	5 3	J	E (
	5 .	< D J	< D .
	5)	+	.

') *) D O @

K

- C ! 4 " (" 3 " \$
- (! 4
- < 4

=

- (4 "
-) 4 ! !
-) 4 2
4 " " 6
- 3 4
! 4

5.3 Study of Practicing Designers

! ! ! U

" " % , (") * J * ! * 9 # \$!

E ! \$ 9 2 9 \$!

AJ AJ 9

- # @ \$ 4 ! # \$!
- J ! ! # 2 2 \$
- !
- * ! 7 8 ! " # \$
- * ! & ! ! ?=X
-) "
- @
- D
- ! D " "
- <
- C !

6 FUTURE WORK

%

@

4

!

YJ

"

!

7 REFERENCES

01) +- = /"l(L 5 E
 * (
 01, @"3 . "< ! 5- = /" " 6:- /' ? 2?
 015 "0'0 "+"3 "OZ M " - = / L L ' >" >:2 ?
 * !) " >" >:2 ?
 013 "%"+ "F"< " Z % "O- = / J " ! ! ' 3
 " "6 26 >
 01) ")"< "%Z * "5- = / @ - = / !
 Z B (-. /
 01) !! "5 * Z % 4 ", . D C- ??>/ (2
 ! ("E *
 01* 0", F"D "+"K (") +- = 6/"#% O ! O \$(
 & (+ < O ' 6?2 ;6
 01 "O%" + "(% Z % "5 - ??6/ J * & @
 * " " 62 ?
 01(- ???/ E ! < (-. / E+< ??G ?
 O=1M " "5 "0'0 "+"3 "OZ D "K- = /) " ?" ?2 6
 * !) " ?" ?2 6
 O 1K "3) Z O "*" 3 - ???/ & ,
 G 3) K * 3 O "5 Z * "*" " J
 O 1< " - = / G O , ! O 1< M !")
 ' "O-. /
 O 1) ", Z) "+ 5- = / * ! ' ' "6?
 * & J .) 6?
 @ "J5" ;2 =)
 061) "(" "K"3 "+" "*"%" ". "5 "D") "(Z) " - = /
 E F ' ,
 + " 6 " ? 2>=
 O: 1J " . - ??:/ ") 5 "D "[D * "
 O; 1) "3 3 - ??:/ * , "5"& F "